



Pup Talk

April 2023

THE SADDLEBACK VALLEY BROMELIAD SOCIETY

Volume 30, Number 4

We Will Meet: Thursday, April 6, 2023, 7:00 p.m.

**At the Norman Murray Community & Senior Center
24932 Veterans Way, Mission Viejo, CA**

Our April meeting will feature Cristy Brenner, who will present a slide program entitled: “Favorite Bromeliad Photographs.”

Cristy has selected some of her favorite Bromeliad photos from the thousands that she has taken since switching to a digital camera in 2003. This will be a non-technical presentation (no long Latin names to frighten beginners!), that will feature Bromeliads from her garden, member garden tours, nurseries, BSI conferences, and Bromeliad travels.

Audience participation will be welcomed and the slides will be followed by a question and answer period and information about Bromeliad culture. This will be a fun presentation for our experienced members and a great introduction to the amazing variety of Bromeliads for those who are just discovering this unique plant family.



Guzmania sanguinea

DIRECTIONS: Meetings are the first Thursday of each month at 7:00 PM in the Norman Murray Community and Senior Center, 24932 Veterans Way in Mission Viejo. Visitors Welcome! Where is that? Off the I-5 take the La Paz exit. Go east on La Paz past Marguerite Parkway to Veterans' Way. Turn left. The parking lot is at the road's end. We are in room Sycamore B.

This Meeting Includes:

Bromeliads and More Wonderful Bromeliads:

- * **Show & Tell** – A meeting highlight. Bring in your bloomers, show stoppers, interesting plants, questions, even disasters. Help all of us learn and enjoy while you get a free raffle ticket.
- * **Raffle Table** – A chance to add to your collection; buy lots of tickets!
- * **Silent Auction** – We usually have special plants for you to bid on.
- * **Library & Information** – Want to learn even more? Check out a book and read up!

Or ask our bromeliad experts that question that is bugging you! We love to talk Bromeliads!



Upcoming Events (mark your calendars):

April 6 — Our monthly meeting with slides showing the diversity of Bromeliads

April 1 & 2 — Sherman Gardens Show and Sale (Saturday and Sunday) **Updated sales information** on page 8.

June 10 & 11 — San Diego Bromeliad Society Summer Show and Sale (Balboa Park)

July 15 & 16 — Sherman Gardens Plantorama (our summer sale)



Our March Show and Tell Featured:

Cristy Brenner

Aechmea apocalyptica

Aechmea recurvata v. *benrathii* ('Dee Dee'?) # 2

Billbergia 'Pink Champagne' X B. 'Manda's Othello'

Billbergia sanderiana # 5

Neoregelia 'Blast Off' (same parent) # 9

Nada Chatwell

Tillandsia fasciculata

Launi Cory

Billbergia leptopoda

Neoregelia mcwilliamsii variagata # 1

Patti Dunn

Neoregelia 'Zoe'

Tillandsia bulbosa hybrid

Tillandsia caliginosa

Tillandsias ehlersiana

Tillandsias jalisco-monticola

Tillandsia latifolia

Tillandsia 'Tabasco'

Michael McGuire

Billbergia hybrid

Carolyn Parsons

Billbergia leptopoda # 4

Billbergia hybrid

Jeff Sorensen

Aechmea recurvata 'Kiwi'

Aechmea kertesziae hybrid # 8

Bilmea?

Cryptbergia 'Red Burst'

Tillandsia 'Copper Penny' cv. of *crocata*

Tillandsia crocata

Tillandsia sprengeliana

Amy Uyemura

Tillandsias on handmade ceramic birds # 3 & # 7

Vance Tucker

Tillandsia tectorum

Kerry Wakely


Tillandsia bird art (named Carmen) # 6

Dylan Zoller

Tillandsia tequendamae # 10



Show and Tell Plants



Plant Preparation Event: On Sunday March 12, the weather cooperated, providing a sunny afternoon for our plant workshop at Zulima Storf's garden. Thank you to Zulima, shown below, for her expertise and warm hospitality. The event was well-attended, and a special thank you goes to the many newer members who came to help out and learn about sale preparations. It was a very successful event and we are all looking forward to our Sherman Gardens show and sale. (All photos by Hank Bruce)




From the Editor:

I met Gene Powers, shown at right with *Encholirium luxor* in Brazil, on my very first Plant Expeditions trip with Guillermo Rivera in 2007. It was a delight to travel for almost three weeks with Gene and other Bromeliad and Cactus people through the Brazilian countryside.

In its March, 2023 issue, The Bromeliad Society Houston published an article entitled “Cultural Tips: The 10 Biggest Mistakes.” They wrote: “We are pleased to have found the following article written by **Gene Powers** back in 2014 and have secured his permission to reproduce it in the March issue of the BS/H Bulletin. It provides insight for gardeners new to Bromeliads with several important “do’s and don’ts” in caring for your plants. We have only updated the article as necessary.”

This is the perfect article for our many new members who may have recently discovered us through our Sherman Show and Sale. Keep in mind that this article was written for the Houston area, which will have colder winters.



THE 10 BIGGEST MISTAKES NEWCOMERS MAKE IN TRYING TO GROW BROMELIADS IN THE GREATER HOUSTON AREA

By GENE POWERS, BROMELIAD SOCIETY/HOUSTON

THROWING IT OUT AFTER IT BLOOMS

Almost all Bromeliads bloom and then they die. The good news is that many of them produce pups or offsets before they die. They can be left in place and grown as clumps or removed from the parent and separately potted. When 1/3 to 1/2 size, cut the pup flush with the parent using a serrated knife.

OVER WATERING

The potting mix should be free draining and never soggy. Let the mix dry down between waterings. But do keep fresh water in the center cup of “vase” shaped plants.

LETTING DISSOLVED SALTS BUILD UP IN THE VASE

Dump or flush water from the vase frequently. Dissolved salts concentrate and cause plant “burn,” especially in Houston’s summer heat.

WRONG POTTING MIX (NOT SOIL)

Use a free draining potting mix. Top soil is not appropriate!

NOT TAILORING CARE TO THE GENUS YOU HAVE

The Bromeliad family has approximately 80 different genera and 3,700 species with growth habitats that range from rain forests to deserts. About 8 different genera are available in the nursery trade. A general guide is the softer the leaf, the lower the light requirement. Very, very few Bromeliads can take Houston’s summer sun directly.

PLANTING IT IN THE GROUND

Very few Bromeliads will survive Houston's winter. If you want your Bromeliad outside in dappled light, sink the pot in the ground, then take it in for the Winter.

EXPECTING IT TO BLOOM EVERY YEAR

The cycle from blooming plant to pup to mature blooming plant will take from 2 to 5 years depending on the specie or hybrid. The solution is to have several, and different, Bromeliads. Many Bromeliads have gorgeous blooms, but are plain green otherwise. To have interest between blooms, select some plants with colorful or patterned leaves.

OVER FERTILIZING

Use slow-release pellets or none at all. Never put any type of fertilizer in the vase. You will have an overstimulated green or dead plant. Fertilizing bloomed out mother plants will produce more pups.

ADEQUATE LIGHT

Too much light and your plant leaf will bleach or burn; too little, and a colorful plant will slowly become just green.

CARE OF MOUNTED BROMELIADS


If you acquire a plant that is mounted: If it has a vase, then the above advice applies (except for potting mix). If it does not have a vase, soak or spray it with water about twice a week.



Thank you to Tom and Jodi Matossian for these photos. They joined our society after the 2021 show—thank you Sherman Gardens for our wonderful venue that has given us many new, enthusiastic members.


Portea fosteriana (left)

Aechmea 'Bert' (*Ae. orlandiana* X *Ae. fosteriana*) (right)





Patti Dunn took time out from packing for her trip to the Bromeliad Conference in New Zealand, to send us some photos of her beautiful garden. At left is *Aechmea caudata* 'Blotches', which some of us have labeled as *Ae.* 'Sao Paulo'. To the right is *Quesnelia quesneliana*. Most of us have this plant labeled as *Quesnelia testudo*, but there are slight differences in the leaves and spines on the inflorescence.



INTERESTED IN SELLING YOUR BROMELIADS AT SHERMAN GARDENS? (Revisions shown in red)

Here are the particulars:

Carolyn Parsons has volunteered to run the sales desk to take cash and check purchases and other members will accept credit card purchases using our Clubs' Square. She will pull and collect all double-tagged items for those who wish to earn a little cash back. To assure accurate member sales earnings, it is strongly suggested that sellers wire their two tags securely together to prevent "tag switching" before checkout. Plant inventory sheets need not be completed but may be prepared at the sellers' discretion. First and Last Initials of the seller will be used for plant tag identification. Please label legibly with price in whole dollars. Have the sales plants ready for the public by 10 a.m. on Saturday, and removed by closing time (4:30 p.m.) Sunday. Please plan on setting up at 9 a.m. and with ALL plants priced. **On Sunday afternoon, there will not be an automatic discount to the remaining plants at 3 p.m. All member sellers should plan to be there at that time to determine what they want to do with their plants. If they wish to discount any plants, they will have to give specific details to the cashiers so that the plant sale is entered according to their wishes. And then they should remain to pack up their plants at the end of the show. Left-over plants will be used for future plant tables at our meetings.**

Following the two-day sale, Carolyn will combine sales info. from the Square with cash and check purchases to account for total sales, sales tax and seller earnings (75% less 75% of the sales tax). Carolyn will provide cash and member sales accounting to our Club Treasurer for payments to sellers.

Please note that bromeliad sales at Sherman Gardens are restricted to Club members only. Our Club Board would like to remind sellers that all plants be exceedingly clean and disease free to reflect the high quality of our Show Plants on display. This year the location of our sales tables will be in a new location: The Tea Garden near the Garden Shop. The limited sales space is to be shared courteously between sellers. Sellers should be prepared to offer information and answer questions about their plants for sale. And as always, donated sales plants are welcome and need not be double tagged. Questions? Contact Carolyn by email: pacorocko2@aol.com

2023 Society Officers/Committee Heads

President:	Chris Bruce	Publicity:	Kathy Jones
Vice President/Programs:	Jeff Sorensen	<i>Pup Talk</i> Editor:	Cristy Brenner
Secretary:	Carolyn Parsons	<i>Pup Talk</i> Team:	Pete and Patti Dunn
Treasurer:	Mary Kermani		John Marzolino
Fundraising:	Yvonne Wilson	Refreshments:	Launi & Tony Cory
Librarian:	Paul Selzer		Kathy Jones
Membership	Nada Chatwell	Supplies:	Don DeBok
Plant Table:	John Marzolino	Webmaster and Zoom	John Marzolino
	Michael McGuire		



Where did the phone numbers and email addresses go?

Now that *Pup Talk* is on a website that is accessible to everyone, some board members are concerned about the security of their personal information. If you are a member, be sure to keep your membership roster that has all of the contact information. Rosters are available from Nada at the meetings.

Our Web Address: bromeliadsociety.org

Vriesea 'Jungle Jade' X unknown,
photo by Ed Voelker



SVBS 2023 DUES/MEMBERSHIP

Dues are \$15 per membership (for one person or for two or more at the same address). Please send a check & info to: Saddleback Valley Bromeliad Society 24891 Camberwell Street, Laguna Hills, CA, 92653

Membership Name(s): _____

Newsletter via: [] email (dues \$15/year) or [] USPS (Dues \$20/year) or [] Both (Dues \$20/year)

Street: _____

City, State, ZIP: _____

Phone Number(s): (____) _____ - _____ (____) _____ - _____

Email: _____

Pup Talk, April, 2023
Saddleback Valley Bromeliad Society
1068 Santa Cruz Circle
Costa Mesa, CA 92626

FIRST CLASS PLEASE!

Saddleback Valley Bromeliad Society

Pup Talk

April, 2023, Page 10

The Saddleback Valley Bromeliad Society next meets Thursday, April 6, 2023, at 7:00 PM.

Festivities include a:

- * **Program** on most popular Bromeliads;
- * **Plant raffle and silent auction** (Bring a show & tell plant to receive a free raffle ticket!);
- * **Show & Tell** with lots of our plants to see and enjoy;
- * **Lending library** for books you need to learn;
- * **Friendship; and Information.**

A big thank you goes to all who contributed information, writing, photos, and production of this newsletter including Cristy Brenner (Ed.), John Marzolino, Pete Dunn, Carolyn Parsons, Chris & Hank Bruce, Ed Voelker, Tom & Jodi Matossian, and Amy Uyemura.

Pup Talk is a publication of the Saddleback Valley Bromeliad Society. Any opinion expressed herein is not necessarily that of the Society. Send comments, inquiries, and articles to: cbrenner4@cox.net. Deadline is mid-month before month of publication. When credit is given, nonprofit publications may reprint from us.

The Saddleback Valley Bromeliad Society is an educational organization promoting the study and cultivation of bromeliads and fellowship among those who do. We are an affiliate of the Bromeliad Society International.

